

Has the Financial Crisis changed the Business Cycle Characteristics of the PIIGS Countries?

By

Andrew Hughes Hallett (George
Mason University and CEPR)

and

Christian Richter (University of East
London)

1 Introduction

- The question whether business cycles converge goes back at least to Hume (1758).
- Two directions:
 - Neoclassical growth models converge once they reach their steady state (Solow, 1956).
 - Endogenous growth models converge due to investment spill over effects (Romer, 1986 and Lucas, 1988).

1 Introduction

- Empirical results:
 - Baumol (1986), Barro (1991), Sala-I-Martin (1996) and Mankiw et al. (1992) find convergence of OECD countries which are on the same development level.
 - Quah (1993) finds divergence.
- In terms of the European business cycle:

1 Introduction

- Artis and Zhang (1997), Frankel and Rose (1998), Razzak (1998) find convergence as long as e/r are successfully pegged.
- Inklaar and de Haan (2000), Hughes Hallett and Piscitelli (2002), and Stock and Watson (2003) find divergence
- Hughes Hallett (2003) and Suardi (2001) find divergence of the UK business cycle to the European one.

1 Introduction

- What drives convergence (Evans and Karras, 1996)?
 - Identical 1st order AR structure
 - Diminishing returns
 - Trade
 - E/r
- Problems (Stock and Watson, 2003):
 - Structural breaks change business cycle properties

1 Introduction

- Aims:
 - Find structural breaks
 - How did structural breaks change the business cycle?
 - Find correlation (coherence) between business cycle
 - These coherences may change as well!
 - Which countries converge which diverge?
- We use a time-frequency approach to tackle these questions.

2 Time-Frequency Analysis

□ How we do it:

- We estimate each growth rate individually using an $AR(X)$ specification.
 - This $AR(X)$ specification is time-varying.
- For each point in time we calculate the Fourier transform.
 - That gives us the time-varying spectrum.
- This step allows us already to highlight differences in the growth rate.

2 Time-Frequency Analysis

- We then estimate the link between two countries using the Kalman filter.
 - This step results in a time-varying gain.
- Given the individual spectra and the gain, we can now calculate the coherence.
 - This coherence is also time-varying.
- Why?
 - Exploit small samples

2 Time-Frequency Analysis

- We can test AR(X) processes separately.
- We can distinguish components where convergence takes place and components which diverge.
- More advanced technique than just ECM.
- The coherence is defined as:

$$K_{YX,t}^2 = \frac{1}{\left\{ 1 + f_{VV}(\omega)_t / \left(|A(\omega)|_t f_{XX}(\omega)_t \right) \right\}}$$

3 Empirical Results

- Here we estimate the following relationship:

$$Y_t = \alpha_{1,t} + \alpha_{2,t} Y_{t-1} + \dots + \varepsilon_t$$

- Data are from 1980Q1 – 1991Q4 from Oxford Economic Forecasting.
- From 1991Q4 – 2005Q4 NAQ.
- For all countries we took the log of real GDP and differenced it once.

3 Empirical Results

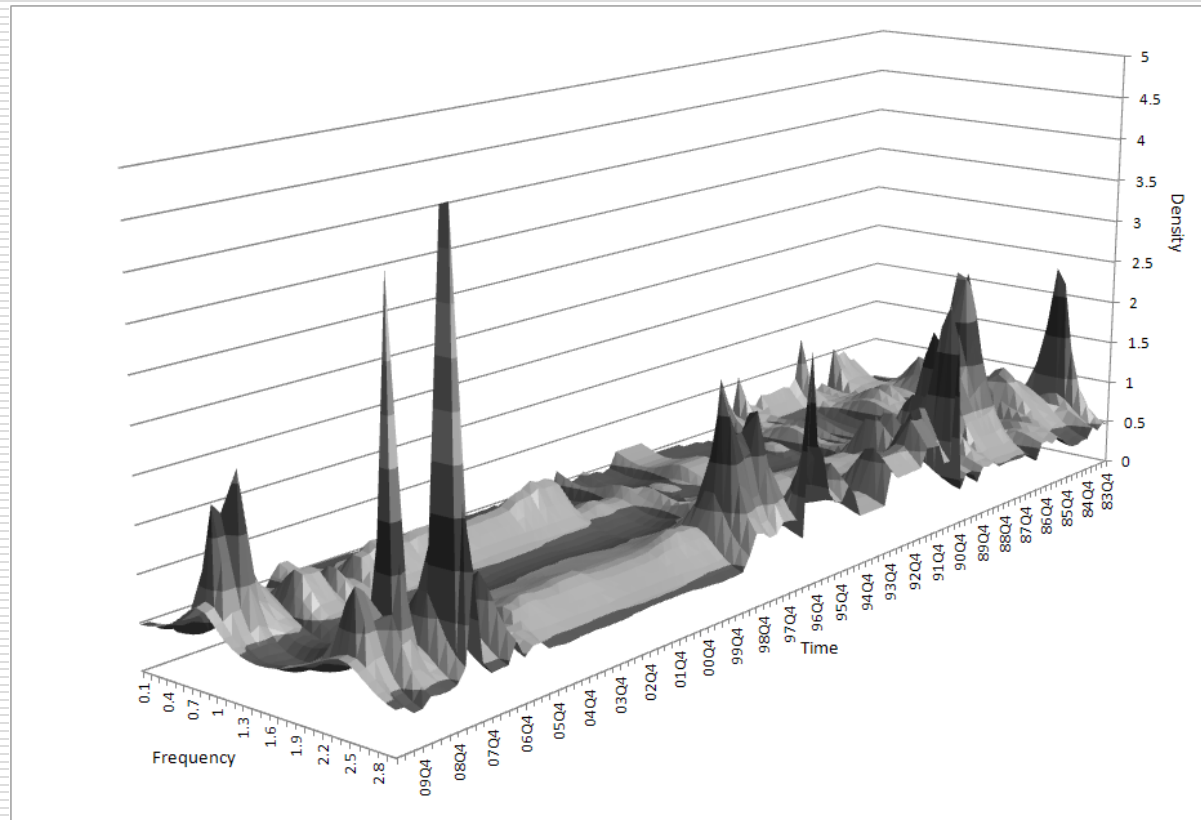


Figure 1: Spectrum of the Italian Growth Rate

3 Empirical Results

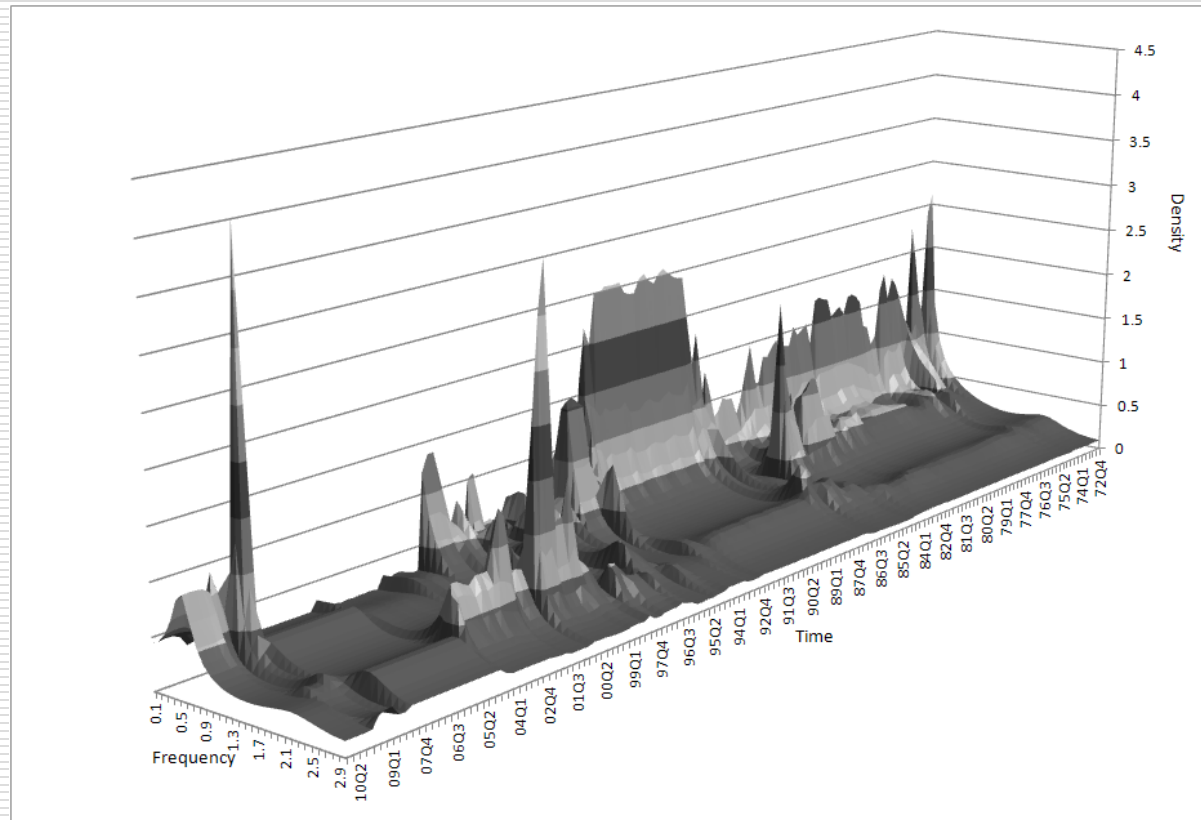


Figure 2: Spectrum of the Spanish Growth Rate

3 Empirical Results

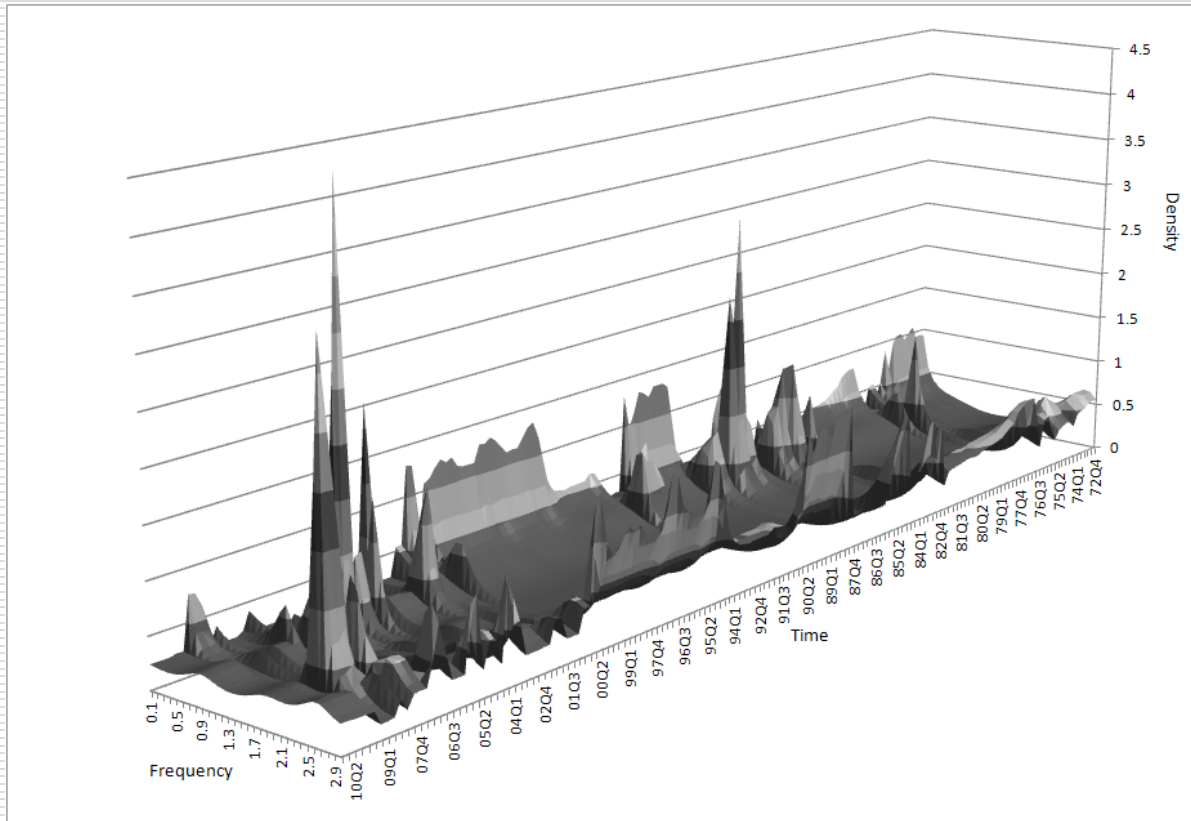


Figure 3: Spectrum of the Irish Growth Rate

3 Empirical Results

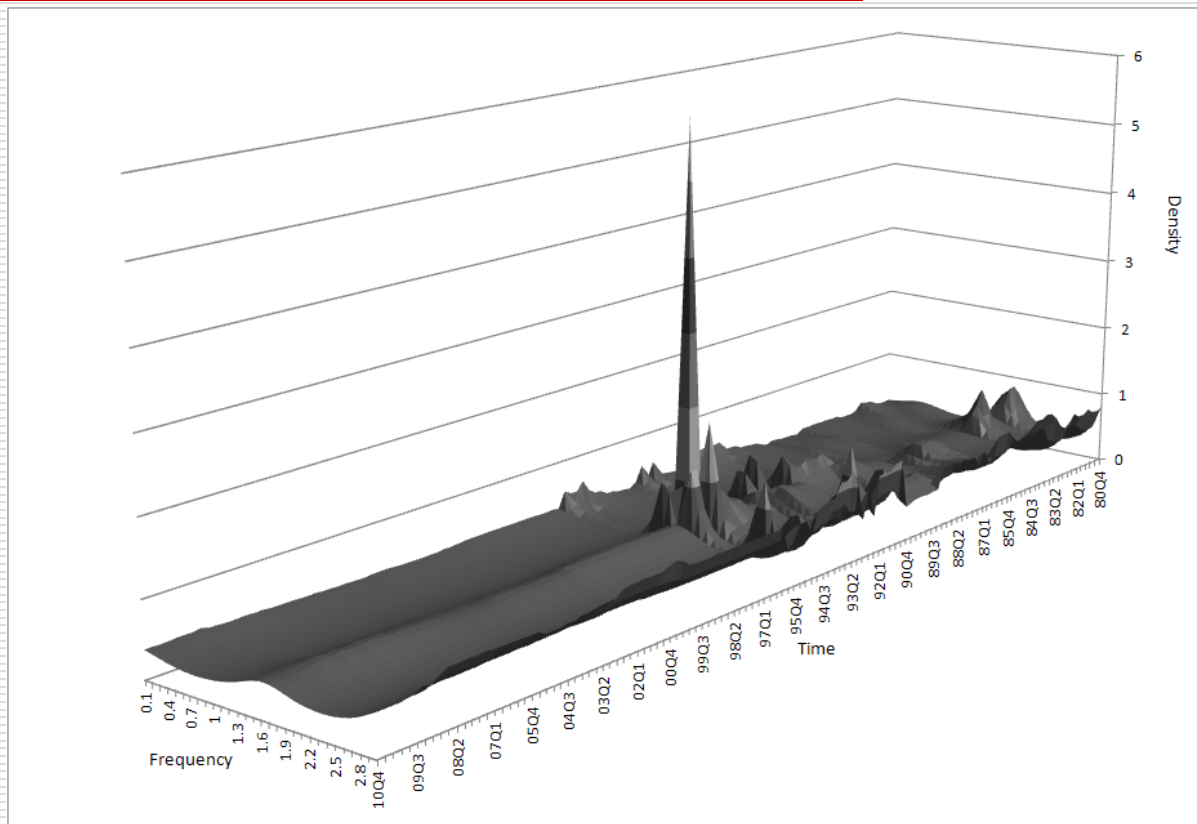


Figure 4: Spectrum of the Portuguese Growth Rate

3 Empirical Results

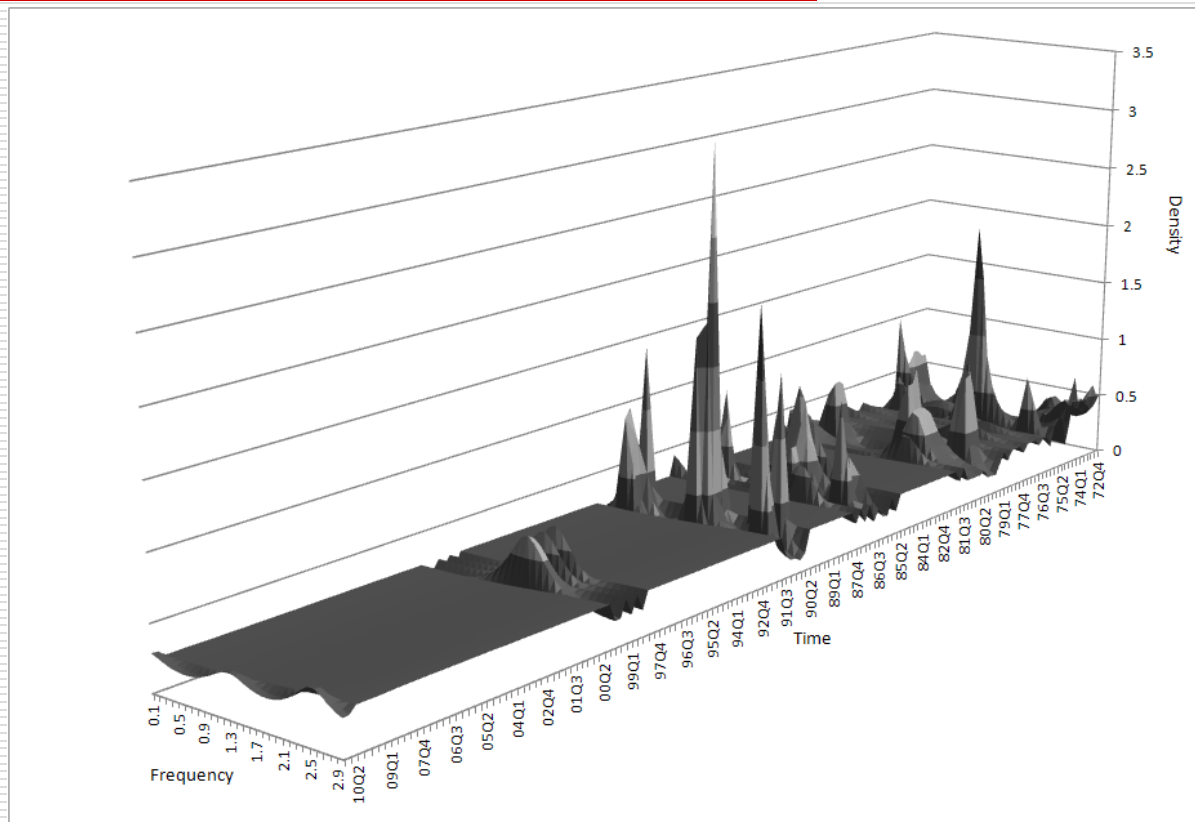


Figure 5: Spectrum of the Greek Growth Rate

3 Empirical Results

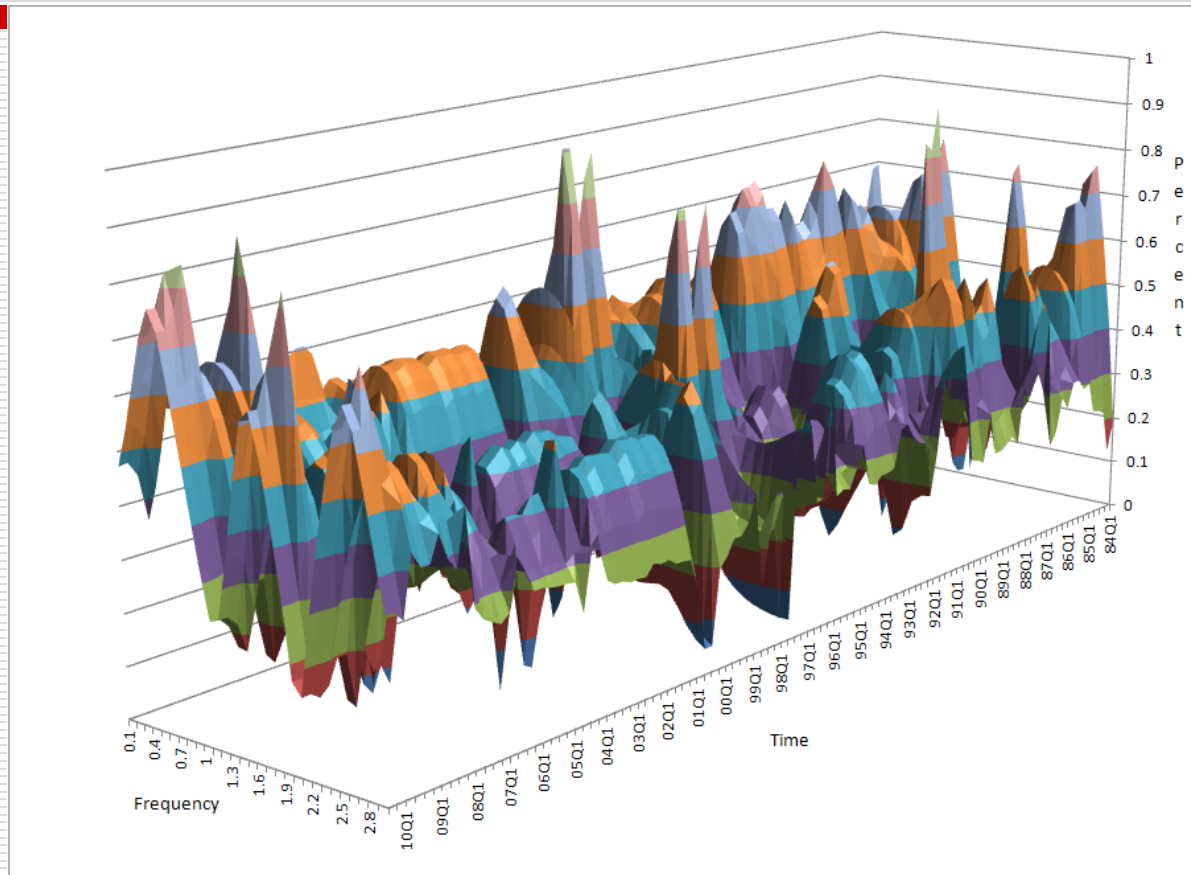


Figure 6: Coherence between Italy and the Eurozone

3 Empirical Results

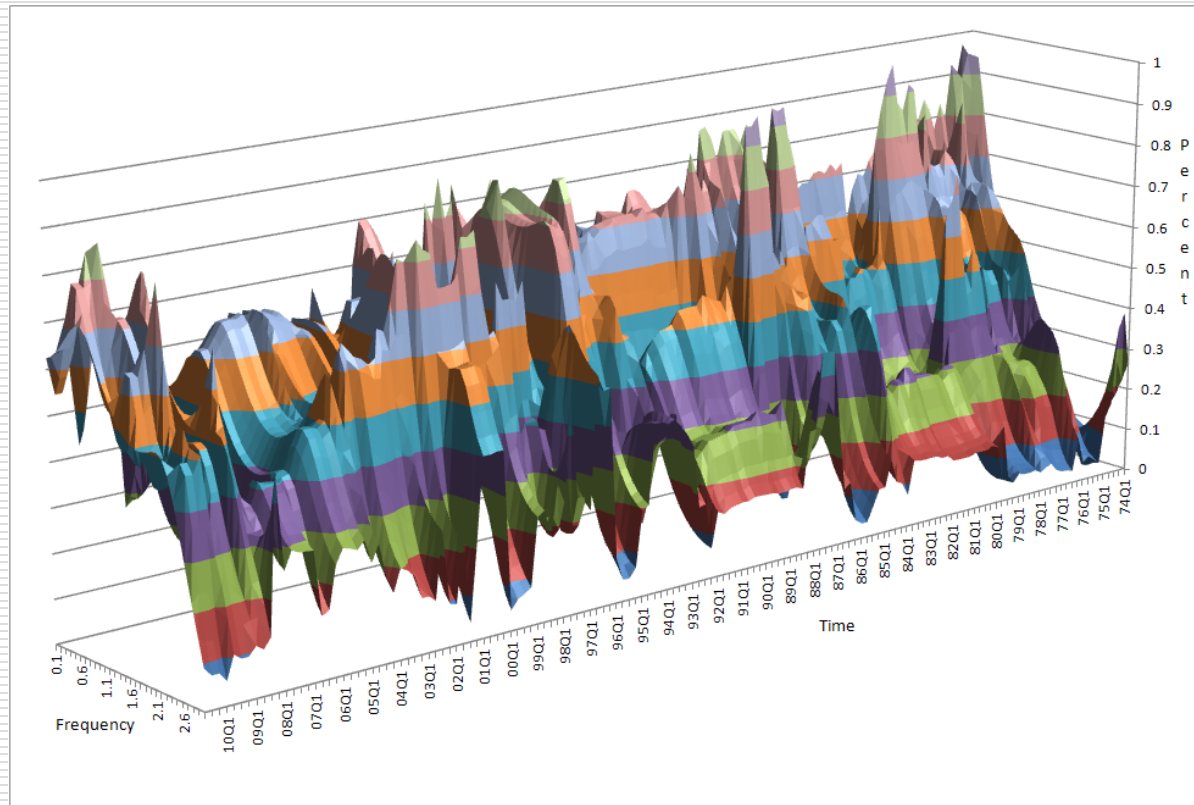


Figure 7: Coherence between Spain and the Eurozone

3 Empirical Results

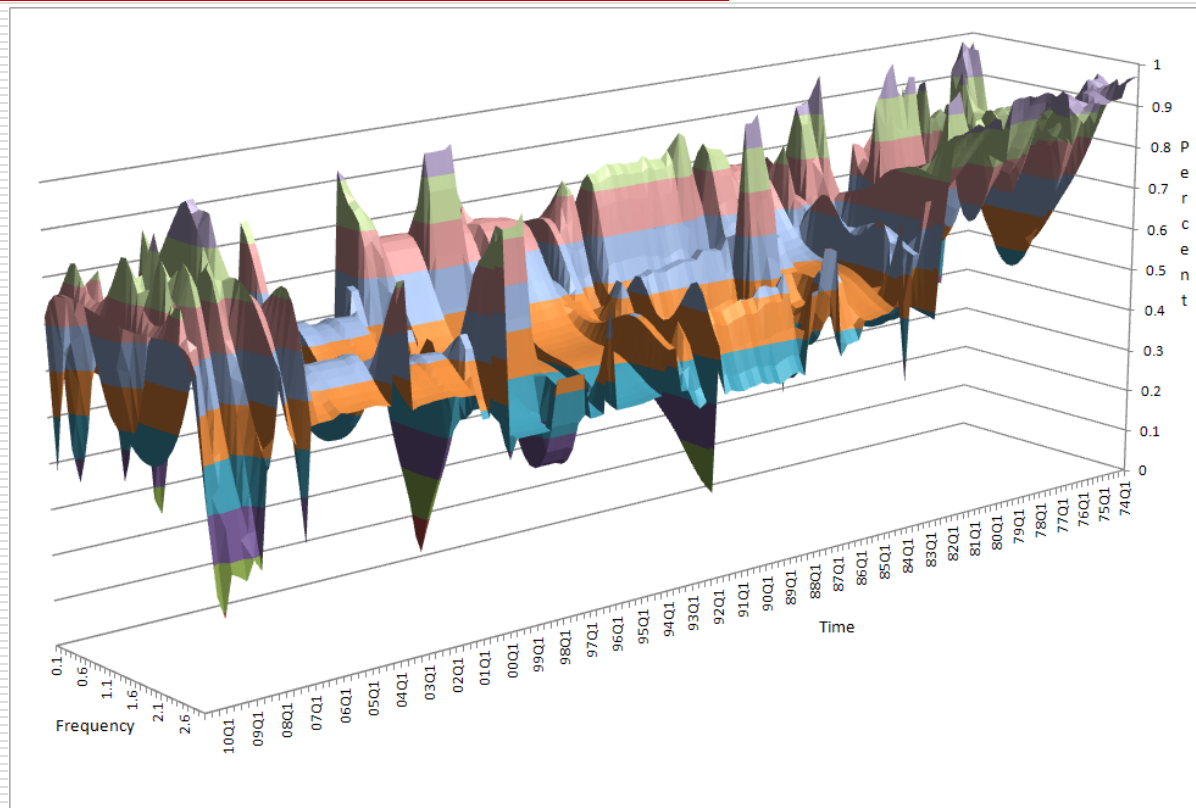


Figure 8: The Coherence between Ireland and the Eurozone

3 Empirical Results

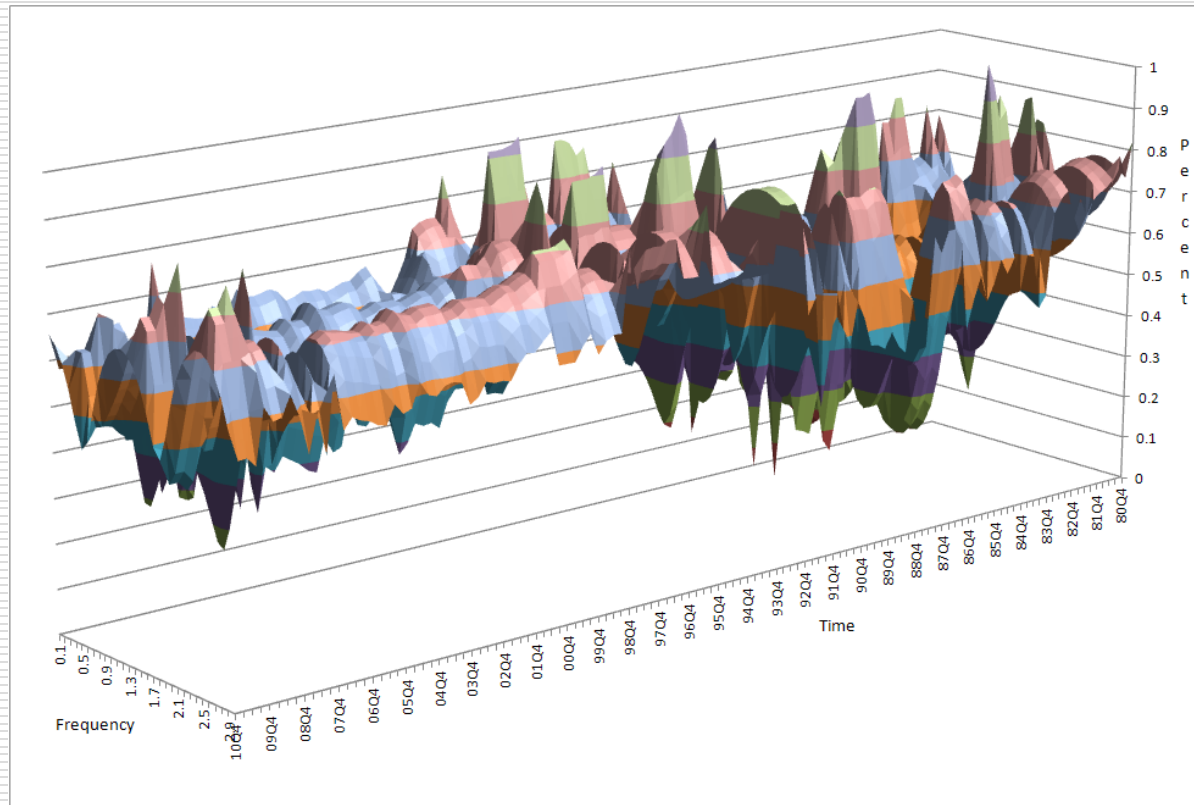


Figure 9: The Coherence between Portugal and the Eurozone

3 Empirical Results

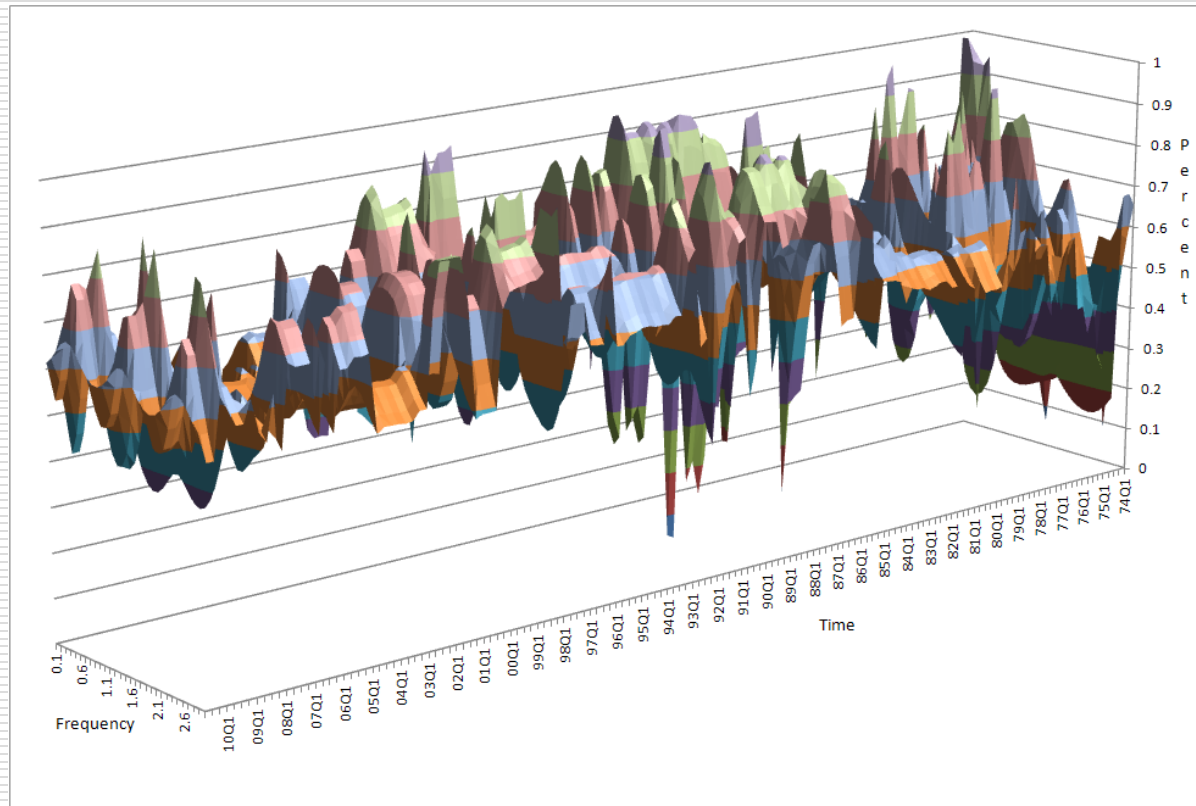


Figure 10: Coherence between Greece and the Eurozone

4 Conclusion

- We presented a technique by which business cycles can be decomposed into their component cycles.
 - We showed that business cycles vary over time.
 - As a result we could show that the data generating processes are different to each other.

4 Conclusion

- We showed how to extend univariate analysis to the coherence between different economies and that it varies over time.
- The Euro did not lead to a greater convergence, but (in some cases) to a more stable link between the countries and the Eurozone.
- Not every financial crisis leads to divergence, but

4 Conclusion

- The greater convergence was short lived.
- It seems that the recent turmoil causes a greater divergence.
- So some financial crises have the potential to increase convergence whilst others lead to divergence.