



# INNOVATIVE OR INDEFENSIBLE? AN EMPIRICAL ASSESSMENT OF PATENTING WITHIN STANDARD SETTING

Anne Layne-Farrar  
Director, Global Competition Policy Group

LECG

BoF-CEPR Helsinki Conference

16 October 2008



# Cooperative Standard Setting

- **Increased importance of Standard Setting Organizations (SSOs)**
  - More industries require cooperation to define products and services
  - Process takes time, money, and effort
  - The financial stakes can be quite high




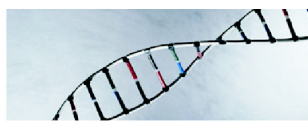
# SSO IPR Rules

- **IP Disclosure rules**
  - Majority request disclosure of “potentially relevant” IP
  - Most do not require members to conduct IP searches
  
- **Licensing rules**
  - A few SSOs require royalty free licensing
  - Most request FRAND licensing of IP required to implement
    - Fair, Reasonable, And Non-Discriminatory
  - None define what FRAND means



# The Potential for Problems

- **Standards can create or augment market power**
  - IP “essential” for a standard, by definition, must be licensed to implement the standard
- **Patent Hold Up**
- **Royalty Stacking**



## ...And Opportunistic Patenting

- **Strategic filing of patents *during* standard setting**
  - Early patents define the technology for the standard
  - Once the technology path of the standard is set, later patents could be opportunistic
    - Firms deduce direction the standard is headed and strategically file for patents that fit
    - Strategic patents do not contribute to the standard, but still earn rents
    - Bekkers & West (2006), Hunt, Simojoki, and Takalo (2007)



# Another Possibility: Incremental Innovation

- **Consider the standardization process**
  - Identify an industry-wide problem requiring cooperation
  - Agree on the general approach to solving the problem
  - Define the specific components within the chosen approach
  - Begin to implement the standard
  - Solve problems that arise during implementation
  - Final modifications to the standard



# How Do We Distinguish Between the Two?

- **It's an empirical question**
- **The ideal measure would perfectly discriminate between valuable, innovative patents and “weak” patents (standard “padding”)**
- **Best we can accomplish are proxy measures**
  - The analysis here is a first step toward testing the two hypotheses



# Testable Hypotheses

## 1. R&D expenditures as an innovation input

- R&D expenditures should decline ex post with strategic patenting

## 2. Patent variables

- Patent value proxies will be lower than “average” if they represent “padding”

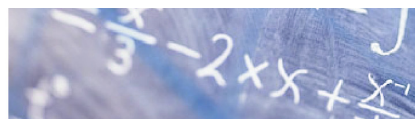
## 3. SSO technical submissions

- Firms following opportunistic patenting strategy are less likely to file technical documents

## 4. Patent mining

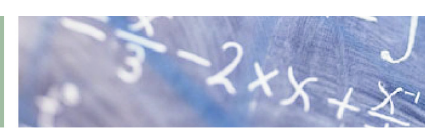
- Firms strategically patenting will increase their patent propensity ex post, to mine for more patents after the direction is set





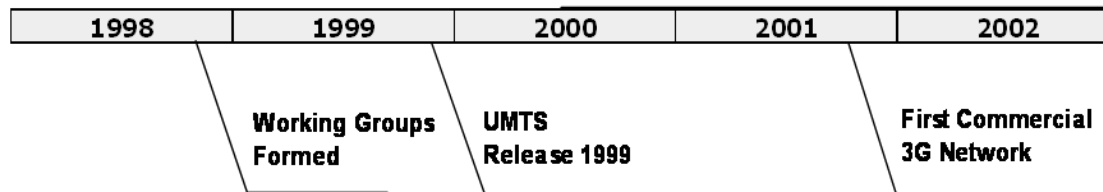
# The Dataset

- **Empirical analysis of patents disclosed to an SSO as “potentially” essential**
- **ETSI (European Telecommunications Standards Institute) public database of disclosed patents**
  - UMTS-WCDMA 3G Mobile standard
  - 1247 US patents and 341 EPO patents (with no US counterpart)
  - Declared by 27 for-profit entities





# Distinguishing Ex Post from Ex Ante

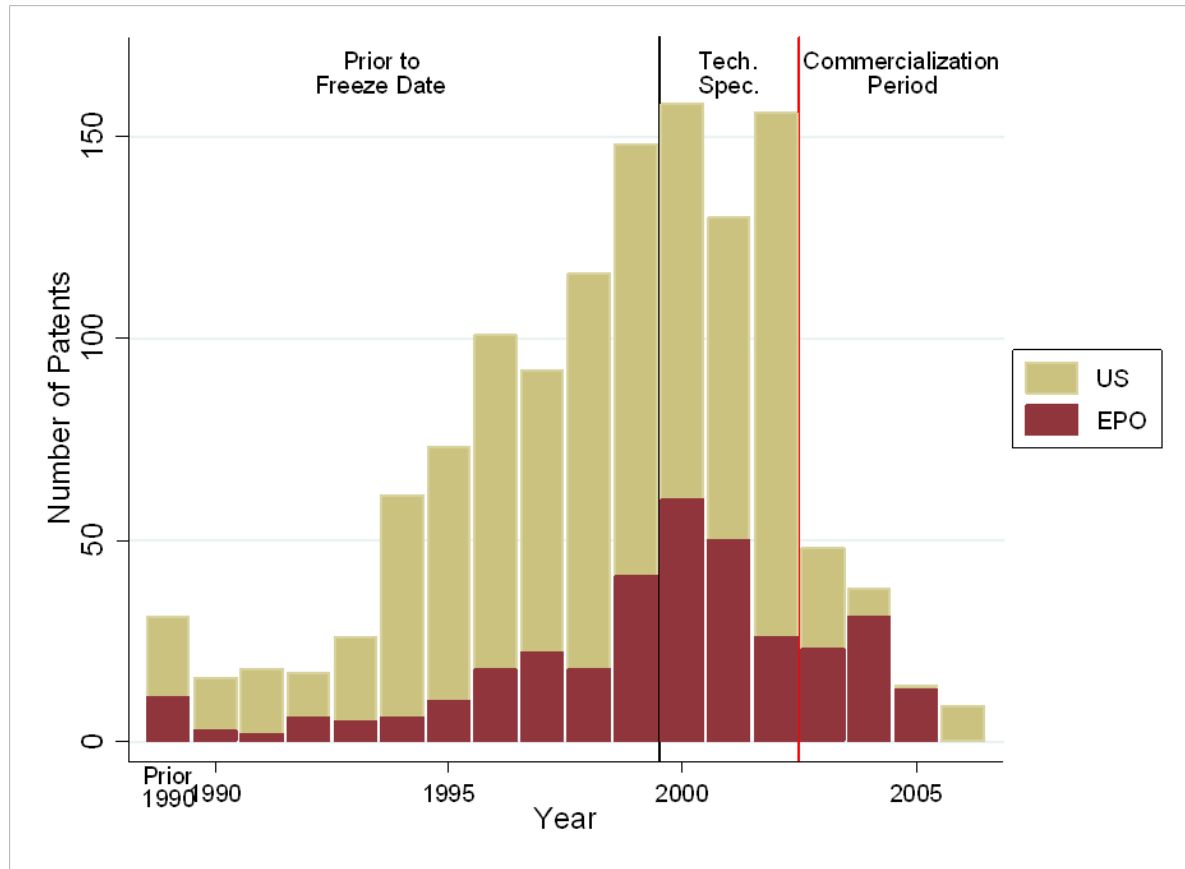
- **Classify disclosed patents by phase of standard: early development, after publication, during commercialization**




- **Everything declared after Release 99 is considered “ex post”**

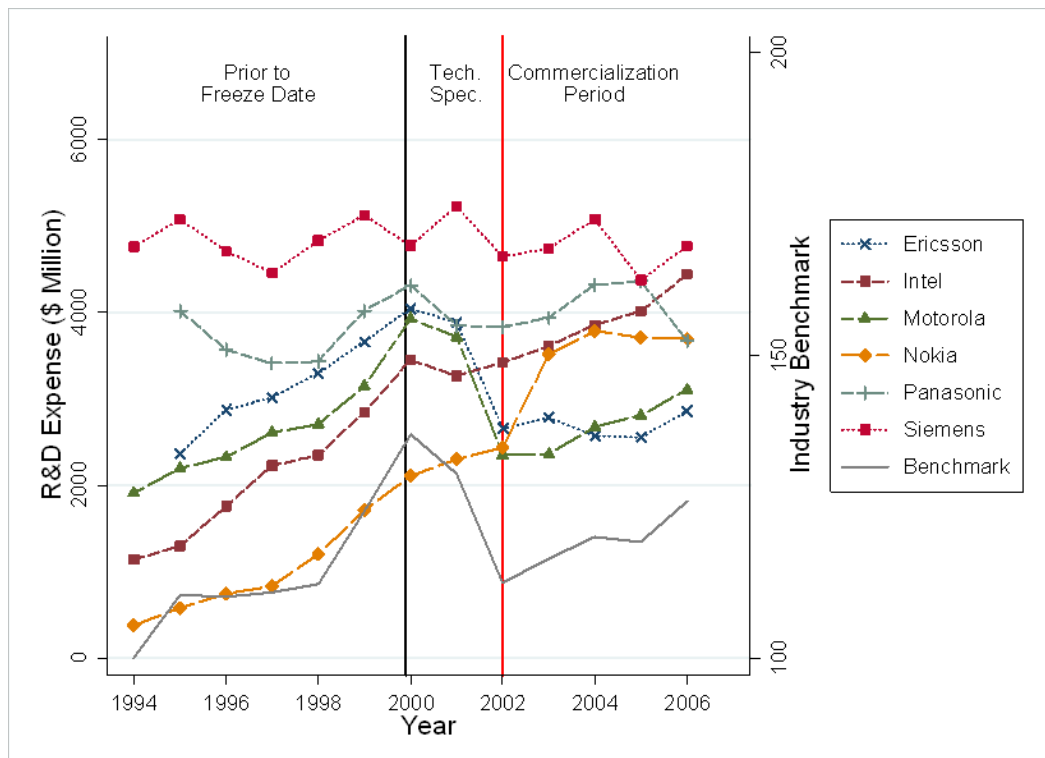


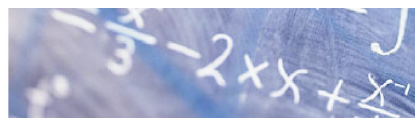
# The Extent of “Ex Post” Patenting





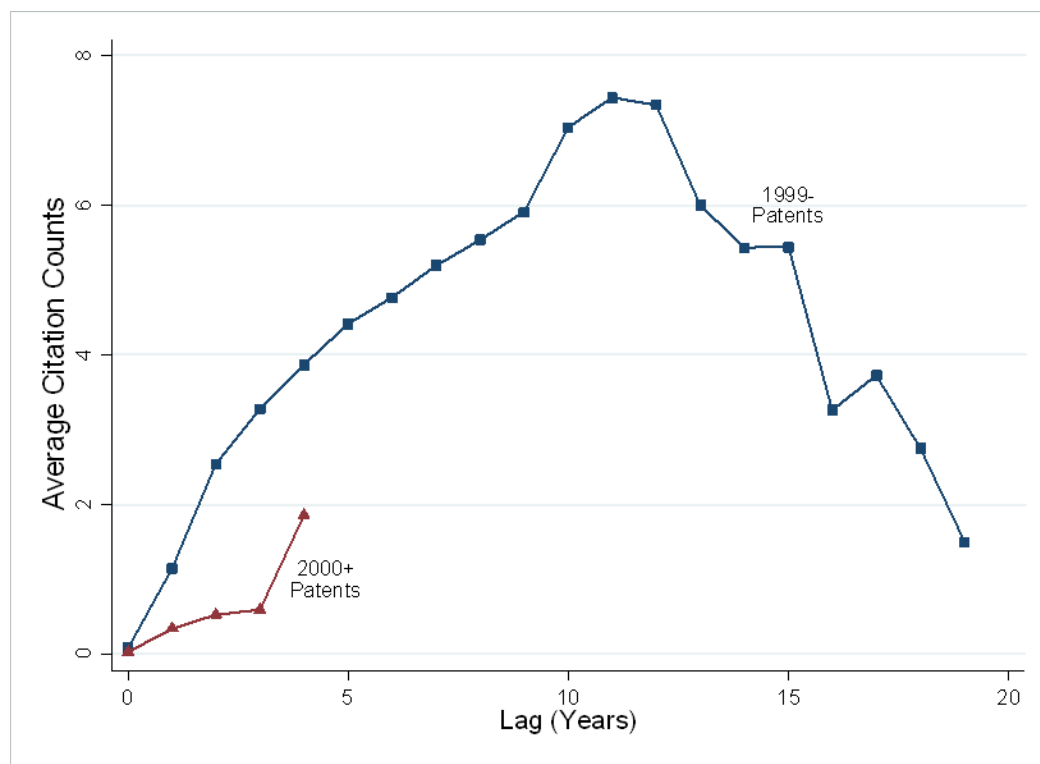
# 1<sup>st</sup> Test: Ex Post R&D Declining





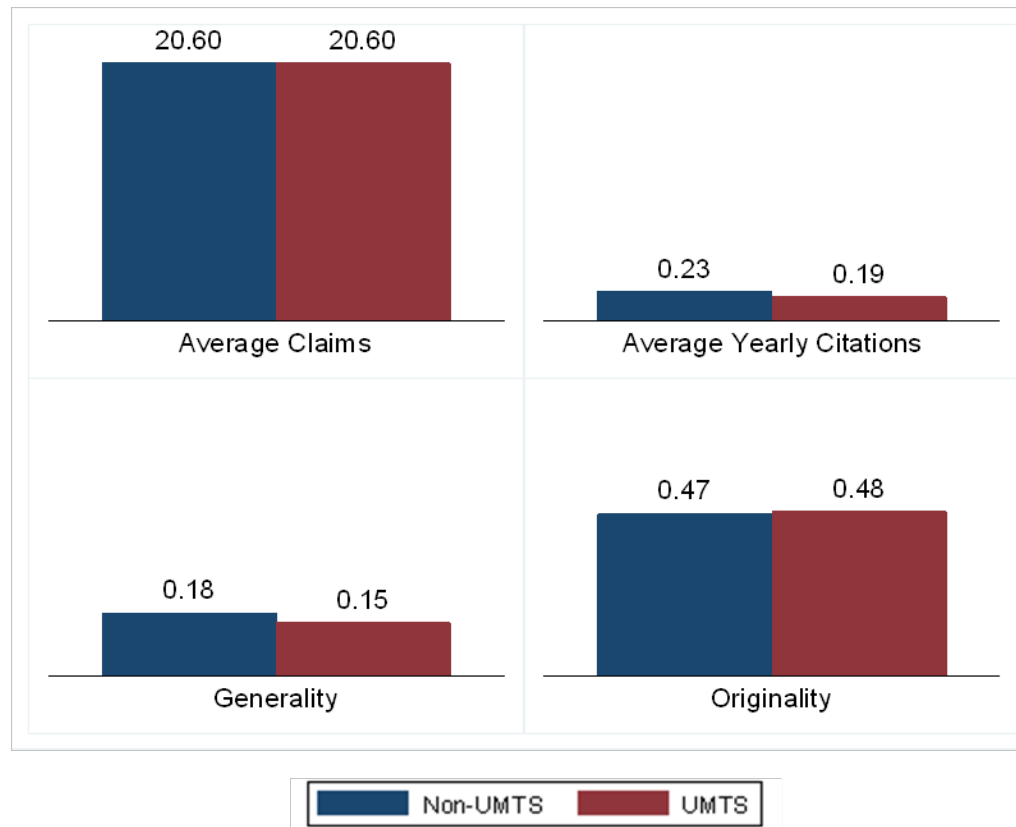
## 2<sup>nd</sup> Test (a): Patent Value Lower Ex Post

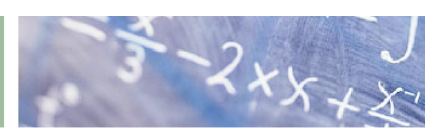
**Figure 1: Distribution of Average Yearly Non-Self Forward Citation Lags Pre/Post Standardization**



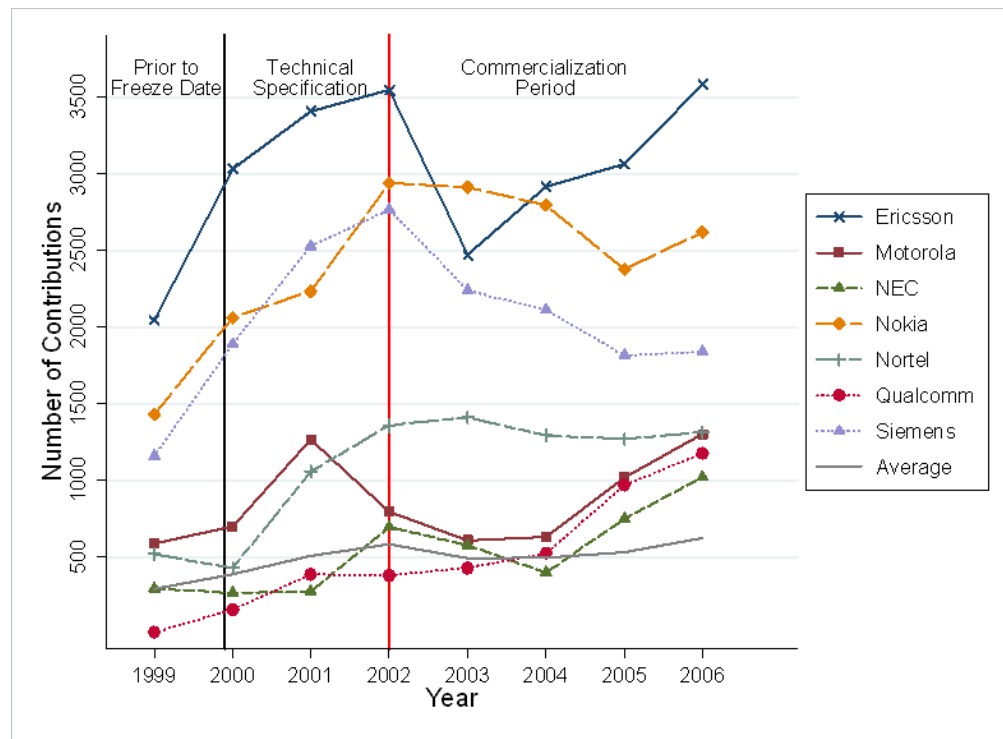
## 2<sup>nd</sup> Test (b): Patent Value Lower in SSO vs. non-SSO Cohort

Comparing UMTS with same Cohort, non-UMTS Patents

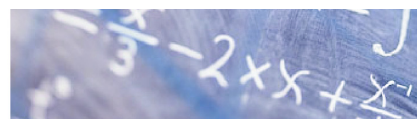




# 3<sup>rd</sup> Test: Technical Contributions Not Correlated with Patent Filings



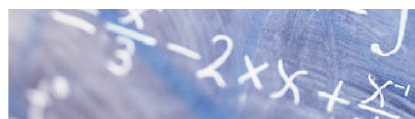
Technical submissions are positively and statistically significantly correlated with patent filings: 0.37 – 0.55



## 4<sup>th</sup> Test: Patent Mining

- **Dependent variable**
  - Number of UMTS patents filed for in a given year by a given firm
- **Independent variables**
  - Annual, inflation adjusted R&D expenditure
    - Note: lagging R&D did not affect the results
  - Total number of US patents the given firm applied for in the given year
  - Post standardization dummy (post 1999)
  - Interaction between R&D expenditure and post standardization
- **Negative Binomial Regression is best fit for data**



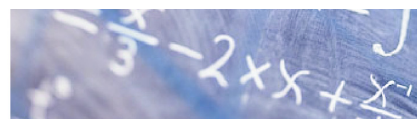


# Estimation Results

## Negative Binomial Regression Estimates, Dependent Variable is Annual UMTS Patent Filings



Independent Variables:	Coefficient	P-Value
Inflation Adjusted R&D (\$M)	0.000213*	0.04
Total # of Applied US Patents	0.000577**	0.00
Post Standardization Dummy	1.36527*	0.05
Interaction R&D/Standardization Dummy	0.000024	0.76
Constant	-1.03909	0.13

*Note: Year dummies included in the regression. For 1994-1998, coefficients were not statistically significant; for 1999 positive and significant; for 2001-2006 all were negative and significant.*



## Results Suggestive but Not Definitive

- **All four empirical tests point in the same direction**
  - Both strategic *and* incrementally innovative ex post patenting
- **But ... we cannot determine how many ex post patents are truly innovative versus strategic**
- **We can reasonably conclude that innovation does continue as the standard develops and moves through commercialization**
  - Thus some ex post patent filing likely to make valuable contribution



# The Bottom Line

- **Reality likely lies in the middle**
  - A combination of strategic and innovative ex post filing
- **This make sense given the realities of patent licensing**
  - Firms offering portfolio licensing have little to gain through “padding”
    - A higher patent count won’t raise royalties
    - It is only the valuable patents in the portfolio that affect pricing and terms
  - But new (IP) entrants or firms without portfolio licensing may stand to gain through padding
- **The next research step is assessing how much of each occur**